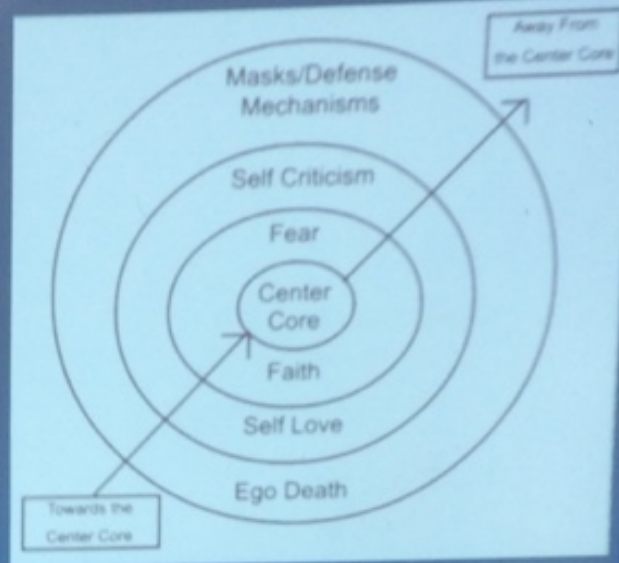


When Tumors Stop Shrinking

- Deeper psychological issues
 - Soul Retrieval
 - Regressive Therapy
- Secondary Gains
- Belief structures
 - Clinical hexing
 - Affirmation
 - Imagination
 - Visualization

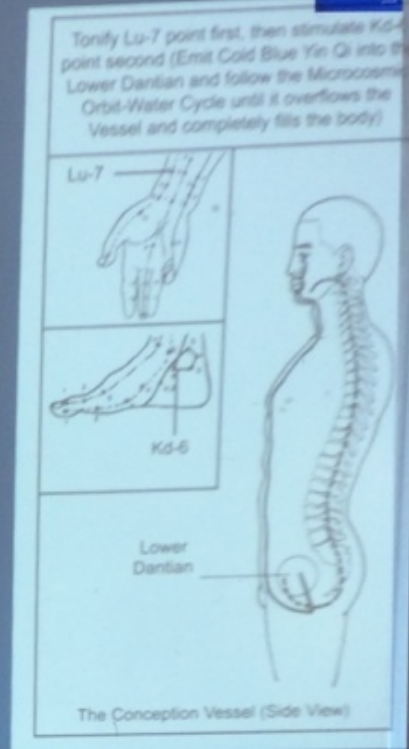


Side Effects of Radiation

- Extensive Inflammation
- Tissue Scarring
- Nausea and Vomiting
- Loss of Appetite
- Loss of Hair
- Weakens Immune System
- Shortens life span
- Causes DNA and chromosomal damage
- Causes burns and necrosis
- Destroys Bone Marrow and weakens its function
- Creates fibrous scars

Tx for Radiation

- 1-10; 3 Invoc;
- Quickly fan Weiqi fields to disperse heat
- GP, use quick movements to purge (if patient is "hot" begin with the radiated area first)
- Purge Radiation from affected area
 1. Place one palm underneath radiated area, filling with DWL from bottom to top through tissues.
 2. Toxins will move from the tissues and out the pores.
 3. Place the other hand above the radiated area and quickly purge tissues as Toxic Heat is released; continue until diminished.
- After heat has been dispersed, initiate appropriate cancer protocol.
- O, C, E, R all associated Chakra gates
- Tonify all associate organs and channels
- Replenish the CV Channel; Lu-7 and Ki-6
- End by running Microcosmic Orbit to regulate

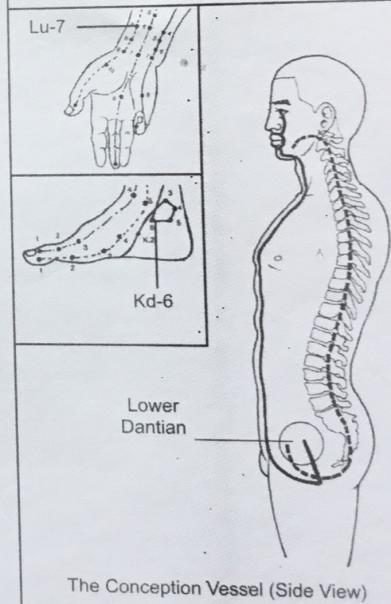


In G.P. before energize Tiaji Pole envelop the Mass. If person is hot remove heat when reinserting bandage. Open, cleanse, Energize, Reset. Sea of Yin use yin to cool down the heat. Clockwise in Counter clockwise out.

Tx for Radiation

1. 1-10; 3 Invoc;
2. Quickly fan Weiqi fields to disperse heat
3. GP, use quick movements to purge (if patient is "hot" begin with the radiated area first)
4. Purge Radiation from affected area
 1. Place one palm underneath radiated area, filling with DWL from bottom to top through tissues.
 2. Toxins will move from the tissues and out the pores.
 3. Place the other hand above the radiated area and quickly purge tissues as Toxic Heat is released; continue until diminished.
5. After heat has been dispersed, initiate appropriate cancer protocol.
6. Remove and clean all associated Chakra gates
7. Tonify all organs and channels
8. Replenish the CV Channel; Lu-7 and Ki-6
9. End by running Microcosmic Orbit to regulate

Tonify Lu-7 point first, then stimulate Kd-6 point second (Emit Cold Blue Yin Qi into the Lower Dantian and follow the Microcosmic Orbit-Water Cycle until it overflows the Vessel and completely fills the body)



Prescriptions

- Descending Xi
- Opening and Closing the “Area” using associated tones.